

# 永傳福海海氣象塔

## 2016 年 7 月海氣象統計資料

### 目錄

- 海平面 86m 量測值
  - 風速
  - 溫度
  - 相對溼度
  - 大氣壓力
- 風速分佈圖
- 風速歷時圖
- 風花圖
- 風切變指數散佈圖 (日期)
- 風切變指數散佈圖 (風速)
- 垂直風速剖面圖
- 亂流強度比較圖
- 大氣壓力歷時圖
- 風速風向分佈統計

### Wind Speed at 86m Height

	Wind Speed (m/s)	Date / Time
<b>Monthly Average</b>	7.0	NA
<b>Max. 10min Average</b>	26.7	2016/07/08 09:00:00
<b>Min. 10min Average</b>	0.1	2016/07/06 18:50:00
<b>Max. 1 Second Sample</b>	30.9	2016/07/08 08:53:30
<b>Min. 1 Second Sample</b>	0.0	NA
<b>Monthly Average T.I.</b>	7.9 %	NA
<b>Shear Exponent</b>	0.10	NA

### Temperature at 86m Height

	Temperature (C)	Date / Time
<b>Monthly Average</b>	NA	NA
<b>Max. 10min Average</b>	NA	NA
<b>Min. 10min Average</b>	NA	NA

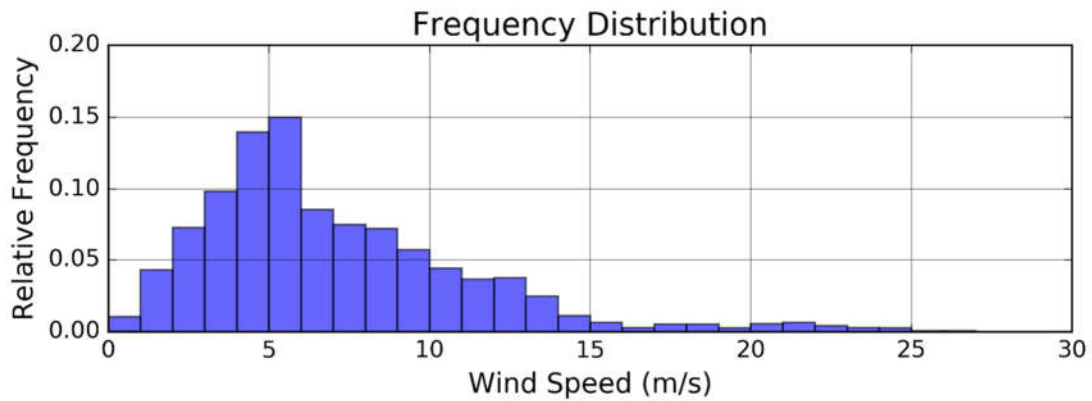
### Humidity at 86m Height

	Humidity (%)	Date / Time
<b>Monthly Average</b>	NA	NA
<b>Max. 10min Average</b>	NA	NA
<b>Min. 10min Average</b>	NA	NA

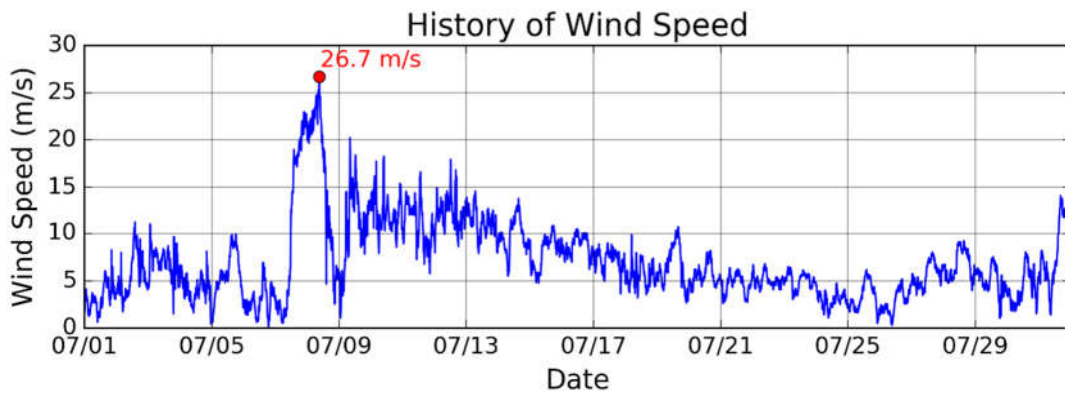
### Pressure at 86m Height

	Pressure (mb)	Date / Time
<b>Monthly Average</b>	997.5	NA
<b>Max.</b>	1003.6	2016/07/21 09:18:00
<b>Min.</b>	975.8	2016/07/08 12:10:00

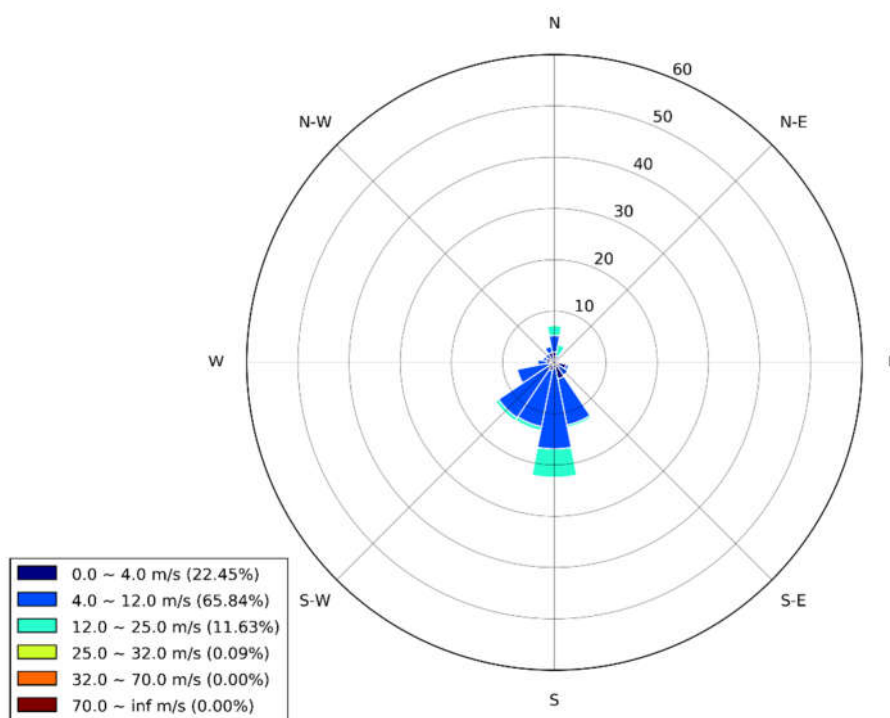
## Wind Speed Frequency Distribution at 86m Height



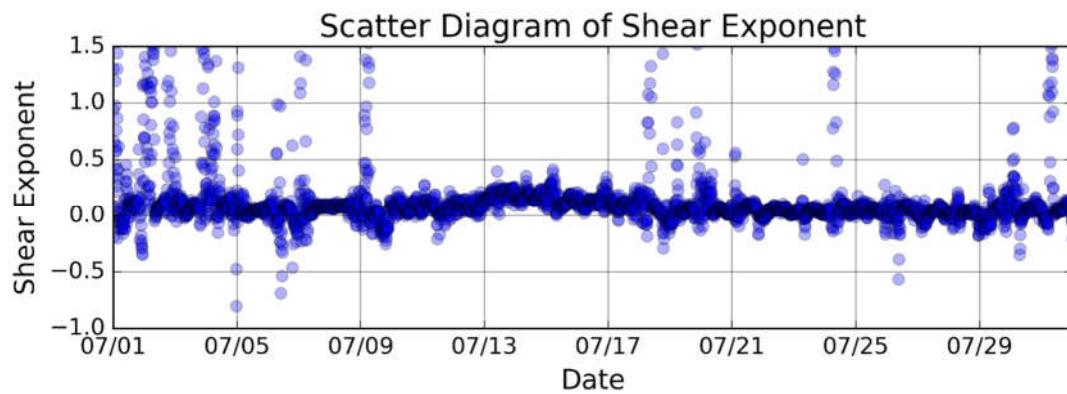
## History of Wind Speed at 86m Height



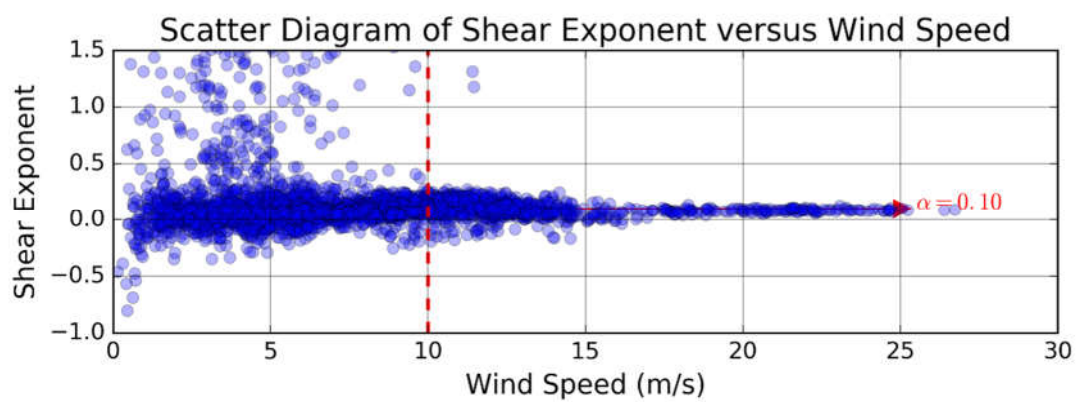
## Windrose Chart at 86m Height



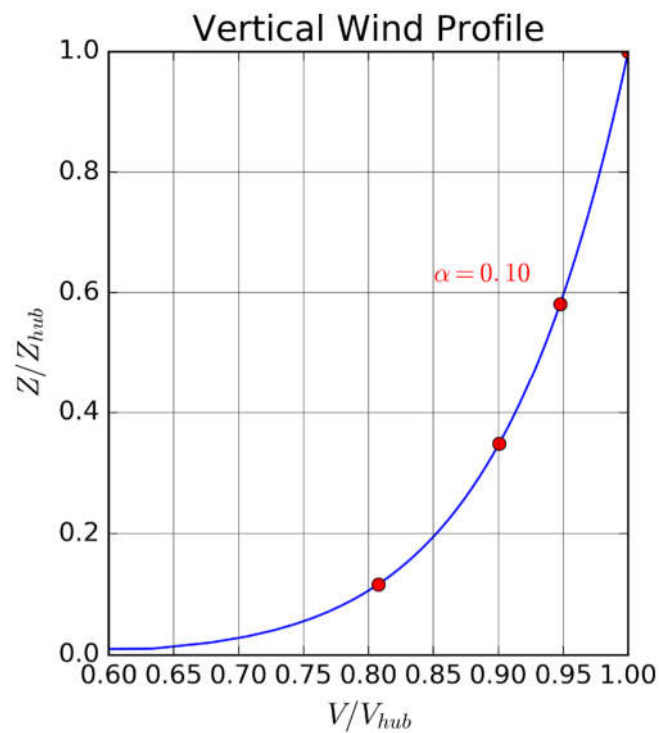
### Scatter Diagram of Shear Exponent



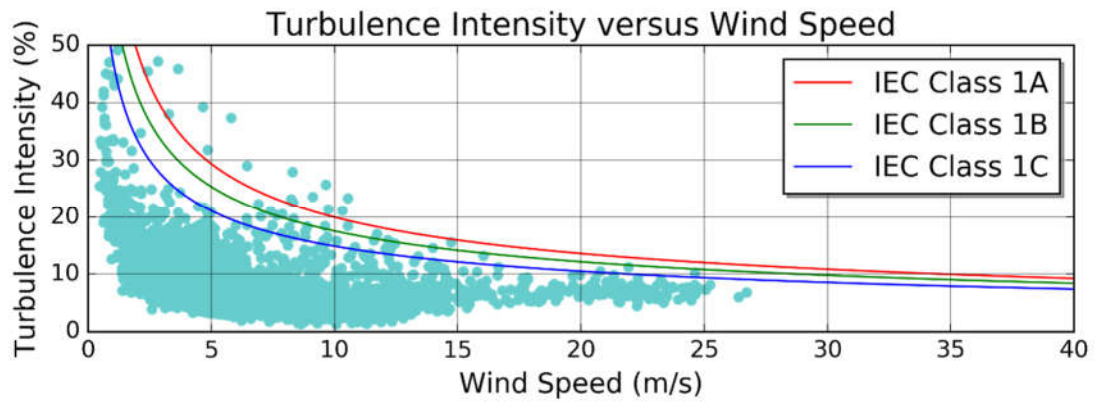
### Scatter Diagram of Shear Exponent versus wind speed



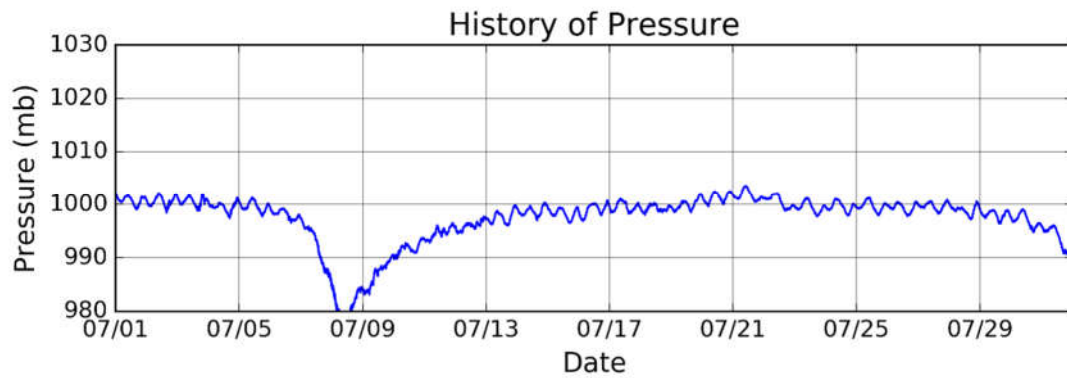
### Vertical Wind Profile



**Figure for turbulence intensity**



**History of Pressure at 86m Height**



Wind Speed	Wind Direction (degrees)															
	0	22.5	45	67.5	90	112.5	135	157.5	180	202.5	225	247.5	270	292.5	315	337.5
0~1	8	3	1	0	3	2	1	4	3	4	0	2	4	2	3	6
1~2	16	6	1	1	6	21	8	10	14	13	12	14	19	19	17	15
2~3	26	4	2	7	14	36	17	34	14	25	18	18	18	32	18	41
3~4	43	10	6	0	1	45	29	102	25	37	35	17	27	20	14	29
4~5	26	10	13	0	2	11	29	147	93	84	81	51	29	22	11	15
5~6	35	18	16	0	2	5	19	114	117	67	107	91	34	5	9	30
6~7	18	3	2	1	2	6	20	54	85	48	49	62	11	1	9	8
7~8	15	2	0	0	1	2	8	21	98	54	68	49	1	0	11	2
8~9	22	1	0	0	1	0	5	17	92	76	86	18	1	0	1	1
9~10	17	2	0	0	1	0	2	19	65	82	62	5	0	0	0	0
10~11	4	2	0	0	0	0	0	23	66	49	50	2	0	0	0	0
11~12	8	4	1	0	0	0	2	14	84	34	15	1	0	0	0	0
12~13	13	9	0	0	0	0	0	9	97	12	28	0	0	0	0	0
13~14	4	6	0	0	0	0	0	6	87	5	3	0	0	0	0	0
14~15	6	1	0	0	0	0	0	5	29	6	2	0	0	0	0	0
15~16	1	0	0	0	0	0	0	1	22	4	0	0	0	0	0	0
16~17	0	3	0	0	0	0	0	0	7	3	0	0	0	0	0	0
17~18	14	3	0	0	0	0	0	0	3	3	0	0	0	0	0	0
18~19	13	5	0	0	0	0	0	0	2	2	0	0	0	0	0	0
19~20	6	5	0	0	0	0	0	0	0	0	0	0	0	0	0	0
20~21	8	15	0	0	0	0	0	0	1	0	0	0	0	0	0	0
21~22	4	25	0	0	0	0	0	0	0	0	0	0	0	0	0	0
22~23	6	12	0	0	0	0	0	0	0	0	0	0	0	0	0	0
23~24	9	3	0	0	0	0	0	0	0	0	0	0	0	0	0	0
24~25	2	9	0	0	0	0	0	0	0	0	0	0	0	0	0	0
> 25	0	4	0	0	0	0	0	0	0	0	0	0	0	0	0	0